


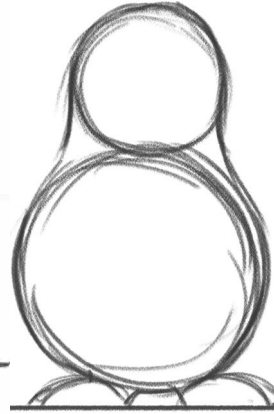
How to draw a penguin with simple shapes

From the front


1. Lightly draw two circles. Make sure the circle on the top is smaller.



2. Connect the circles to create the body. Add feet.



3. Add shapes for eyes, beak, belly and arms.




4. Colour in your penguin!




From the side

1. Lightly draw two circles. Make sure the circle on the top is smaller and slanted to one side.



2. Connect the circles to create the body. Add feet.



3. Add shapes for eyes, beak, belly and arms.



4. Colour in your penguin!

